



Q-Fix 120

SUPERSTRONG AND SUPERFAST CHEMICAL ANCHORING

- ✓ Both in dry and moist drill holes, even under water, even up to -5 ° C.
- ✓ Exceptionally chemical and UV resistant.
- ✓ Anchors in both full and hollow bricks, concrete blocks, Ytong,
- ✓ Extremely long shelf life, even opened.

Technical Info

- Basis: vinyl ester resins.
- Colour: grey.
- Odour: weak odour, styrene-free.
- Application temperature of the cartridge +/- 20°C.
- Temperature resistance after complete hardening: from -40°C to +80°C, with peaks up to +120°C.
- Storage: 5 to a maximum of 25°C. Certificates: F120 and ETA.
- Adhesion: very good adhesion on all porous materials; less good to poor adhesion on smooth surfaces.
- Shelf life: 18 months, keep dry, cool and frost-free
- Safety measures: consult the Safety Data Sheet.

Packing

Q-Fix 120 - cartridge 300ml

610128000

Product [QIX]

Characteristics

Q-Fix 120 has been specially developed for heavy load bearing chemical anchors in hollow and solid materials such as stone, concrete, aerated concrete, Q-Fix 120 is a waterproof, impermeable attachment. Q-Fix 120 is a vinyl ester resin that has the best mechanical characteristics and offers better chemical resistance. Q-Fix 120 also has all of the required permits: the European Technical Approval (ETA/CE) option 7 for uncracked concrete and fire class F120.

Applications

- chemical anchoring
- mounting rails, fences, masts, antennas, sun shields, roll-down shutters, lift casings, heating and cooling systems,... by using anchored wire rods, hooks, bolts, hinges, profiles,...

Use

- Drill holes according to the table.
- Ensure the holes are dust free using a brush or Novair.
- Use the cartridge at room temperature.
- Screw the mixing tip on the cartridge and spout out 10 cm before use.

In solid stone:

Fill the borehole from back to front.

In hollow stone:




The harpoon plug increases efficiency and reduces consumption when anchoring in hollow materials.

Glass fabric such as Nova Powergrip reinforcement fabric is a convenient alternative: turn the fabric up to the desired diameter, slide it into the borehole and fill it from the back to the front.

- Insert the threaded rod into the hole with a slight twisting motion.
- Smooth excess product or let it harden and remove it with hammer and chisel later on.

Storage options:

1. Remove the mixing tip and thoroughly clean the cartridge. Close the cartridge again with the corresponding screw.
2. Leave the mixing tip on the cartridge. A new mixing tip can simply be mounted next time you need to use the cartridge.



DRILL SIZES AND PULLING FORCE

Threaded end	Drill	Drill depth mm	Pulling Force
M8	10	80	15,9 kN
M10	12	90	25,0 kN
M12	14	110	34,9 kN
M16	18	125	49,9 kN

HARDENING

Temperature	Open working time	Hardening on a dry substratum	Hardening on a wet substratum
+35°C	2 min.	20 min.	40 min.
+30°C	4 min.	25 min.	50 min.
+20°C	6 min.	45 min.	90 min.
+10°C	15 min.	80 min.	160 min.
+5°C	25 min.	2 h	4 h
0°C	45 min.	3 h	6 h
-5°C	90 min.	6 h	12 h